

Технические характеристики

По вопросам продаж и поддержки обращайтесь:

| | | | |
|-----------------------------|---------------------------------|--------------------------------|---------------------------|
| Алматы (7273)495-231 | Казань (843)206-01-48 | Новокузнецк (3843)20-46-81 | Смоленск (4812)29-41-54 |
| Архангельск (8182)63-90-72 | Калининград (4012)72-03-81 | Новосибирск (383)227-86-73 | Сочи (862)225-72-31 |
| Астрахань (8512)99-46-04 | Калуга (4842)92-23-67 | Омск (3812)21-46-40 | Ставрополь (8652)20-65-13 |
| Барнаул (3852)73-04-60 | Кемерово (3842)65-04-62 | Орел (4862)44-53-42 | Сургут (3462)77-98-35 |
| Белгород (4722)40-23-64 | Киров (8332)68-02-04 | Оренбург (3532)37-68-04 | Тверь (4822)63-31-35 |
| Брянск (4832)59-03-52 | Краснодар (861)203-40-90 | Пенза (8412)22-31-16 | Томск (3822)98-41-53 |
| Владивосток (423)249-28-31 | Красноярск (391)204-63-61 | Пермь (342)205-81-47 | Тула (4872)74-02-29 |
| Волгоград (844)278-03-48 | Курск (4712)77-13-04 | Ростов-на-Дону (863)308-18-15 | Тюмень (3452)66-21-18 |
| Вологда (8172)26-41-59 | Липецк (4742)52-20-81 | Рязань (4912)46-61-64 | Ульяновск (8422)24-23-59 |
| Воронеж (473)204-51-73 | Магнитогорск (3519)55-03-13 | Самара (846)206-03-16 | Уфа (347)229-48-12 |
| Екатеринбург (343)384-55-89 | Москва (495)268-04-70 | Санкт-Петербург (812)309-46-40 | Хабаровск (4212)92-98-04 |
| Иваново (4932)77-34-06 | Мурманск (8152)59-64-93 | Саратов (845)249-38-78 | Челябинск (351)202-03-61 |
| Ижевск (3412)26-03-58 | Набережные Челны (8552)20-53-41 | Севастополь (8692)22-31-93 | Череповец (8202)49-02-64 |
| Иркутск (395)279-98-46 | Нижний Новгород (831)429-08-12 | Симферополь (3652)67-13-56 | Ярославль (4852)69-52-93 |
| Россия (495)268-04-70 | Киргизия (996)312-96-26-47 | Казахстан (7172)727-132 | |



Innovative stand-on scrubber dryer setting a new STANDARD

- Easy handling. Just step up and go OneTouch™ scrub ON/OFF switch and two brush pressure settings for securing high cleaning performance
- Intuitive dashboard with user-friendly menu for setting parameters for cleaning conditions and floor type
- 44 liter tank with electronic controlled water flow allows cleaning up to 75 minutes per tank
- Low noise level and a silent mode option, makes it ideal for sound sensitive areas and daytime cleaning
- Up to 3.5 hours battery running time and optional on board charger increase productivity, performance and reliability
- Ecoflex™ detergent mixing system(optional)

SC1500 is an innovative stand-on scrubber dryer providing you with superior efficiency due to unprecedented ease of use, increased performance, high quality and reliability. It is an investment in Nilfisk quality that will pay off year after year.



TrackClean™

TECHNICAL DATA

SC1500

| | |
|--|------------------|
| Voltage (V) | 24 |
| Rated power (W) | 840 |
| Productivity theoretical/actual (m²/h) | 2142/1499 |
| Scrubbing width (mm) | 510 |
| Solution/recovery tank (l) | 44/46 |
| Brush quantity and type | 1 Disc |
| Brush speed (RPM) | 140 |
| Brush pressure (kg) | 23/40 |
| Max. speed (km/h) | Fwd 4.8/Rev. 3.5 |
| Length x width x height (mm) | 1230x610x1330 |
| Squeegee width (mm) | 680 |
| Gross weight (gww) (kg) | 326 |

FEATURES

| | |
|--------------------------|---|
| Battery version | • |
| One-Touch™ control panel | • |
| Debris tray | • |
| Ecoflex prepared | • |
| Squeegee | • |

STANDARD EQUIPMENT

| | |
|----------------------------|----------|
| DEBRIS CAGE KIT | 56104360 |
| KIT-REFILLING HOSE | 56112355 |
| SQUEEGEE KIT-BLADE-LINATEX | 56104483 |
| SKIRT BRUSH | 56104240 |

| | |
|-----------------|-----------------|
| ITEM NO. | 56104002 |
|-----------------|-----------------|



Micro ride-on scrubber dryer doubles cleaning output at price of walk-behind model

- Productive: 53 cm scrubbing width, high speed (6 km/h), 70/70 L
- Compact and comfortable: very compact dimensions for narrow areas, comfortable seat and wide space for operator's legs
- SmartFlow™: solution flow of detergent/water automatically controlled by speed to have consistent cleaning and reduced consumptions
- Ideal for daytime cleaning: Nilfisk SilenTech™ technology keeps extreme low sound level in all conditions
- SmartKey™ system with Separate Supervisor and Operator keySettings effectively controlled
- Easy to control: Dashboard with OneTouch™ button; intuitive display integrated in the steering wheel
- Water filling system automatically shutoff water when the tank is full
- USB port as option
- Easy handling: Automatic brush click on/off and plastic light squeegee with patent elastic strap system
- Sustainable: Ecoflex™ system with flexible detergent setting and water-only cleaning. Self-adjusting brush speed according to floor type and application to save energy consumptions

The Nilfisk SC2000 mini ride-on scrubber dryer eases the working effort significantly compared a walk-behind machine. An attractive choice for cleaning of offices, supermarkets, sports centers, shops, restaurants, hotels, and institutions like hospitals and schools.

Taking working speed up to 6 km/h – from an average 4 km/h with a walk-behind scrubber dryer – the SC2000 has a great impact on both productivity and cleaning costs.

TrackClean™



| TECHNICAL DATA | SC2000 53B | SC2000 53B Full PKG | SC2000 LITHIUM-ION X BR | SC2000 LITHIUM-ION BR |
|--|-------------------|---------------------|-------------------------|------------------------|
| Voltage (V) | 24 | 24 | 24 | 24 |
| Productivity theoretical/actual (m²/h) | 3180/2230 | 3180/2230 | 3180/2230 | 3180/2230 |
| Solution/recovery tank (l) | 70/70 | 70/70 | 70/70 | 70/70 |
| Brush/pad diameter (mm) | 530/508 | 530/508 | 530/508 | 530/508 |
| Brush quantity and type | 1 Disc | 1 Disc | 1 Disc | 1 Disc |
| Brush speed (RPM) | 155 | 155 | 155 | 155 |
| Brush pressure (kg) | 15/30 | 15/30 | 15/30 | 15/30 |
| Max. speed (km/h) | 6 | 6 | 6 | 6 |
| Length x width x height (mm) | 1270x550x1020 | 1270x550x1020 | 1270x550x1020 | 1270x550x1020 |
| Squeegee width (mm) | 720 | 720 | 720 | 720 |
| Gross weight (gvw) (kg) | 342 | 342 | 297 | 297 |
| FEATURES | | | | |
| Automatic squeegee lift in reverse | • | • | • | • |
| Click on-off brush | • | • | • | • |
| Ecoflex prepared | • | • | • | • |
| SmartKey system | • | • | • | • |
| Squeegee | • | • | • | • |
| SmartFlow system | • | • | • | • |
| Nilfisk SilenTech™ | • | • | • | • |
| Lithium ion battery | | | • | • |
| STANDARD EQUIPMENT | | | | |
| FILLING HOSE | 9100000952 | 9100000952 | 9100000952 | 9100000952 |
| SMART KEY-SUPERVISOR | 56116519 | 56116519 | 56116519 | 56116519 |
| SMART KEY-USER | 56116518 | 56116518 | 56116518 | 56116518 |
| ECOFLEX DETERGENT KIT SC2000 | | 9100002389 | 9100002389 | |
| BRUSH DISC 530MM 21 PROLENE BLUE | | L08837025 | L08837025 | |
| BLADES SQUEEGEE 700MM 28 PU KIT | 9100000490 | 9100000490 | 9100000490 | 9100000490 |
| BATT. 12V-105AH GEL MONOBLOC | | 80564400 | 80564400 | |
| CHARGER BATT. O/B 24V 100-230V EU KIT | | 9100000940 | | |
| LITHIUM ION 24V UPGRADE KIT | | | 9100003110 | 9100003110 |
| ITEM NO. | 9087410020 | 9087411020 | CM9087410020-08 | CM9087410020-09 |



Revolutionary deck system giving you superb performance

- Sliding deck concept; maximum comfort and performance, minimum efforts and maintenance
- Squeegee concept; a stable and reliable squeegee for the best pick up performance
- Ecoflex™ system minimises the environmental impact without compromising performance
- Ergonomic steering wheel concept with all working functions fully integrated
- Patented automatic speed control that significantly increases operator safety
- Super compact design makes cleaning of restricted space areas fast and easy
- Low noise mode makes daytime cleaning and cleaning of noise sensitive areas viable

With the BR652/752 series everything can be done just moving the steering wheel; as the machine turns, so too does the deck. Together with the "intelligent" squeegee – which perfectly covers the scrubbing track without leaving traces – the Nilfisk concept delivers superb cleaning performance. This solution is so efficient that side skirts are no longer needed.



TrackClean™

| TECHNICAL DATA | BR652 | BR752 |
|--|-------------------|-------------------|
| Voltage (V) | 24 | 24 |
| Rated power (W) | 1500 | 1500 |
| Sound pressure level at 1.5 m (dB(A) ISO 3744) | 60 (57) | 60 (57) |
| Productivity theoretical/actual (m²/h) | 3960/2770 | 4260/2980 |
| Scrubbing width (mm) | 660 | 710 |
| Solution/recovery tank (l) | 80/80 | 80/80 |
| Brush/pad diameter (mm) | 330/330 | 370/355 |
| Brush quantity and type | 2 Disc | 2 Disc |
| Brush speed (RPM) | 230 | 230 |
| Brush pressure (kg) | 30/48 | 32/50 |
| Max. speed (km/h) | 6 | 6 |
| Length x width x height (mm) | 1360x670x1200 | 1360x750x1200 |
| Squeegee width (mm) | 890 | 890 |
| Gross weight (gvw) (kg) | 446 | 448 |
| FEATURES | | |
| Back up warning alarm | • | • |
| Ecoflex prepared | • | • |
| Automatic speed control system | • | • |
| Sliding deck system (no side skirt) | • | • |
| Antishock retractable deck | • | • |
| Solution tank with easy drain system | • | • |
| Squeegee | • | • |
| STANDARD EQUIPMENT | | |
| TRAY DEBRIS KIT | 9098712000 | 9098712000 |
| BLADES SQUEEGEE 890MM 35 PU KIT | 9099855000 | 9099855000 |
| SPLASH GUARD DECK 650MM/26 | 909 5224 000 | |
| SPLASH GUARD DECK 750MM/30 | | 909 5345 000 |
| ITEM NO. | 9087260020 | 9087262020 |



The mid-size solution for high productivity and efficiency

- High productivity for value; cleans large spaces with optimal efficiency
- Better results; improved brush pressure and quicker drying time
- Fast, convenient, and ergonomic; automatic management of brush/squeegee
- Improved maneuverability and transport thanks to squeegee control

If you need big indoor performance from a more space-efficient scrubber dryer, the ride-on SC3500 is your ideal solution. With improvements to productivity, maneuverability, and ergonomics, this versatile addition to the Nilfisk GO-Line can handle massive commercial, educational, or industrial environments with ease.



| TECHNICAL DATA | SC3500 GO | SC3500 GO FULL PKG 2 | SC3500 GO FULL PKG 3 | SC3500 GO OBC |
|--|-----------------|----------------------|----------------------|----------------------|
| Voltage (V) | 24 | 24 | 24 | 24 |
| Rated power (W) | 2658 | 2658 | 2658 | 2658 |
| Sound pressure level at 1.5 m (dB(A) ISO 3744) | 69 | 69 | 69 | 69 |
| Productivity theoretical/actual (m²/h) | 4260/2980 | 4260/2980 | 4260/2980 | 4260/2980 |
| Scrubbing width (mm) | 710 | 710 | 710 | 710 |
| Solution/recovery tank (l) | 110/110 | 110/110 | 110/110 | 110/110 |
| Brush/pad diameter (mm) | 355/355 | 355/355 | 355/355 | 355/355 |
| Brush quantity and type | 2 disc | 2 disc | 2 disc | 2 disc |
| Brush speed (RPM) | 180 | 180 | 180 | 180 |
| Brush pressure (kg) | 30/50 | 30/50 | 30/50 | 30/50 |
| Length x width x height (mm) | 1620x760x1250 | 1620x760x1250 | 1620x760x1250 | 1620x760x1250 |
| Gross weight (gvw) (kg) | 545 | 545 | 545 | 545 |
| FEATURES | | | | |
| Automatic squeegee lift in reverse | • | • | • | • |
| Solution level indicator | • | • | • | • |
| Blades can be used on 4 edges | • | • | • | • |
| Click on-off brush | • | • | • | • |
| One-Touch™ control panel | • | • | • | • |
| Water level indicator | • | • | • | • |
| Battery indicator | • | • | • | • |
| STANDARD EQUIPMENT | | | | |
| TRAY DEBRIS KIT | 9100000795 | 9100000795 | 9100000795 | 9100000795 |
| DISC BRUSH-14 PROLITE 3 LUG | 56505805 | 56505805 | 56505805 | 56505805 |
| BLADE KIT-SQUEEGEE-GUM 34 | 56382738 | 56382738 | 56382738 | 56382738 |
| BATT.6V-222AH AGM MONOBLOC | | 80566222 | | |
| KIT CHARGER | VR31052 | VR31052 | VR31052 | VR31052 |
| BATT. 6V-180AH GEL MONOBLOC | | | | 80564000 |
| BATT. 6V-200AH WET TUBULAR MONOBLOC | | | 80563200 | |
| BATTERY TRAY | | | VR10048 | |
| ITEM NO. | 50000557 | CM50000557-02 | CM50000557-03 | CM50000557-01 |



Better ergonomics, better reliability, better cleaning

- Ecoflex™ prepared: green, flexible, nice and easy
- User friendly, waterproof OneTouch™ control panel and easy to operate
- High manoeuvrability allows cleaning in congested areas
- Adjustable scrubbing pressure ensure a wide range of cleaning application from daily scrubbing to restoration
- Integrated vacuum motor with low noise level for daytime cleaning applications
- Operator's easy access from left and right side
- Large battery compartment enables a 400Ah battery tray for more than 4.5 hours running time

BR755/755C/855 is the generation of scrubber dryers, with focus on performance, ergonomics and reliability.



TrackClean™

| TECHNICAL DATA | BR755 | BR755C | BR855 |
|--|-----------------|-----------------|-----------------|
| Voltage (V) | 24 | 24 | 24 |
| Rated power (W) | 2040 | 1920 | 2160 |
| Sound pressure level at 1.5 m (dB(A) ISO 3744) | 63.7 | 63.7 | 63.7 |
| Productivity theoretical/actual (m²/h) | 4470/3130 | 4470/3130 | 5360/3750 |
| Scrubbing width (mm) | 710 | 710 | 860 |
| Solution/recovery tank (l) | 106/106 | 106/106 | 106/106 |
| Brush/pad diameter (mm) | 355/355 | - | 430/432 |
| Brush quantity and type | 2 Disc | 2 Cylindrical | 2 Disc |
| Brush speed (RPM) | 250 | 900 | 250 |
| Brush pressure (kg) | 40/65/96 | 27/36/45 | 40/65/96 |
| Max. speed (km/h) | 6.3 | 6.3 | 6.3 |
| Length x width x height (mm) | 1520x770x1310 | 1520x800x1310 | 1520x920x1310 |
| Gross weight (gvw) (kg) | 658 | 658 | 658 |
| FEATURES | | | |
| Adjustable steering and seat | • | • | • |
| Back up warning alarm | • | • | • |
| One-Touch™ control panel | • | • | • |
| Polyurethane front & rear wheels | • | • | • |
| Fully external suction hose | • | • | • |
| Ecoflex prepared | • | • | • |
| Squeegee | • | • | • |
| STANDARD EQUIPMENT | | | |
| KIT SIDE SKIRT | | 56316194 | |
| SKIRT BLADE KIT-GUM | 56383488 | | 56383488 |
| BLADE KIT-SQUEEGEE-GUM 34 | | | 56382738 |
| BLADE KIT-SQUEEGEE-GUM 28 | 56382734 | 56382734 | |
| ITEM NO. | 56601014 | 56601016 | 56601015 |



Faster, smarter, easier floorcare

- Best-in-class turning radius in a profile narrow enough for any corner or aisle
- SmartFlow™ adjusts detergent and water pressure according to speed
- Sealed cylindrical brush protects moving parts for up to 4x greater lifespan
- SmartKey and SupervisorKey settings for user- and environment-specific performance customization
- Maximum operator safety and productivity with clear sightlines and full functionality control via steering wheel

A compact, highly maneuverable scrubber that combines intuitive operation, exemplary performance, and leading resource-efficient technologies into a single package, the SC5000 allows operators to clean in spaces both large and small without disrupting business.



| TECHNICAL DATA | SC5000 810C PKG | SC5000 860D PKG | SC5000 910C PKG |
|--|-----------------|-----------------|-----------------|
| Voltage (V) | 36 | 36 | 36 |
| Sound pressure level at 1.5 m (dB(A) ISO 3744) | 63 | 61 | 63 |
| Min. aisle turn (cm) | 168 | 168 | 168 |
| Scrubbing width (mm) | 80.3 | 84.3 | 90.5 |
| Solution/recovery tank (l) | 140/147 | 140/147 | 140/147 |
| Brush/pad diameter (mm) | - | 43.2 | - |
| Brush quantity and type | 2 Cylindrical | 2 Disc | 2 Cylindrical |
| Brush speed (RPM) | 776.5 | 250 | 776.5 |
| Max. speed (km/h) | 8 | 8 | 8 |
| Length x width x height (mm) | 1590x950x1460 | 1590x950x1460 | 1590x1050x1460 |
| Gross weight (gvw) (kg) | 850 | 848 | 855 |
| FEATURES | | | |
| Adjustable steering and seat | • | • | • |
| Back up warning alarm | • | • | • |
| Click on-off brush | | • | |
| SmartKey system | • | • | • |
| One-Touch™ Button | • | • | • |
| SmartFlow system | • | • | • |
| Speed limiter | • | • | • |
| STANDARD EQUIPMENT | | | |
| SQUEEGEE BLADE KIT-LINATEX J | 56116704 | 56116704 | 56116704 |
| SIDE BLADE KIT-LINATEX | | 56116706 | |
| SMART KEY-SUPERVISOR | 56116519 | 56116519 | 56116519 |
| SMART KEY-USER | 56116518 | 56116518 | 56116518 |
| ITEM NO. | 56117807 | 56117805 | 56117808 |



Efficient large area cleaning

- Intermittent SmartFlow™ lever integrated into steering wheel: Reduces water flow on the deck, preventing splashes during turns
- Speed limiter function reduces operator fatigue during cleaning especially when navigating around obstacles
- Available in 3 different versions: 86 cm or 105 cm dual discs deck or 91 cm dual cylindrical brushes deck
- Consistent cleaning: Designed for different types of surfaces, from smooth to tiles floors
- Best in class drying performance thanks to the optional dual turbine
- Reliable and rugged construction in compact dimensions
- Fully protected scrub deck and side skirts using rugged steel doors with rollers to minimize the risk of machine or facility damage
- SmartKey™ system with two different levels of access, (super user and user keys)
- OLED display visible in even bright light conditions and from all viewing angles
- No tools are needed to replace/change or inspect the main components of the machine: Brushes, squeegee and blades
- Click-on disc scrub brush system for simple one-touch installation of brushes or pad holders

The Nilfisk SC6000 is a next generation ride-on scrubber dryer with the size, speed, and technology to clean large indoor areas – at an extremely low Total Cost of Ownership.

Available in 3 different versions, SC6000 will be the ideal solution for many companies, industries, and cleaning contractors dealing with large indoor areas such as production sites, warehouses, supermarkets, airports, parking garages and other logistical centers.

TrackClean™



| TECHNICAL DATA | SC6000 1050D | SC6000 860D | SC6000 910C |
|--|-----------------|-----------------|-----------------|
| Voltage (V) | 36 | 36 | 36 |
| Rated power (W) | 2700 | 2500 | 2700 |
| Sound pressure level at 1.5 m (dB(A) ISO 3744) | 69 | 69 | 69 |
| Productivity theoretical/actual (m²/h) | 9450/6620 | 7740/5420 | 8190/5730 |
| Scrubbing width (mm) | 1016 | 863 | 914 |
| Solution/recovery tank (l) | 190/190 | 190/190 | 190/190 |
| Brush/pad diameter (mm) | 508 | 430 | 180 |
| Brush quantity and type | 2 Disc | 2 Disc | 2 Cylindrical |
| Brush speed (RPM) | 250 | 250 | 760 |
| Brush pressure (kg) | up to 135 | up to 135 | up to 90 |
| Length x width x height (mm) | 1780x1170x1580 | 1780x990x1580 | 1780x1170x1580 |
| Squeegee width (mm) | 1230 | 1090 | 1230 |
| Gross weight (gvw) (kg) | 1070 | 1070 | 1075 |
| FEATURES | | | |
| Diagnostic system | • | • | • |
| Click on-off brush | • | • | • |
| Debris tray | • | • | • |
| Ecoflex prepared | • | • | • |
| SmartKey system | • | • | • |
| Speed limiter | • | • | • |
| TrackClean ready | • | • | • |
| STANDARD EQUIPMENT | | | |
| ARM REST KIT-R/H ONLY | 56383189 | 56383189 | 56383189 |
| BACK-UP ALARM KIT | 56116351 | 56116351 | 56116351 |
| BEACON KIT | 56116352 | 56116352 | 56116352 |
| SEAT KIT-STANDARD | 56116600 | 56116600 | 56116600 |
| SMART KEY-SUPERVISOR | 56116519 | 56116519 | 56116519 |
| SMART KEY-USER | 56116518 | 56116518 | 56116518 |
| SQUEEGEE BLADE KIT-LINATEX J | | 56116704 | |
| SQUEEGEE BLADE KIT- LINATEX K | 56116705 | | 56116705 |
| SIDE BLADE KIT-LINATEX | 56116706 | 56116706 | 56116706 |
| ITEM NO. | 56116004 | 56116005 | 56116003 |



Your reliable choice for large area cleaning

- Scrubbing width of up to 1300 mm ensuring high productivity
- Water tank capacity of 265 liters enables the operator to work for 1.5 hours before refilling.
- High brush pressure, and effective drying enabled by a powerful vacuum motor
- AC traction unit reduces the total cost of ownership since the motor is maintenance free and has a high-quality gearbox
- Low noise level which enables work in noise sensitive areas and during the night
- OneTouch™ control makes the driving and controlling the SC6500 easy
- Ecoflex™ system is reducing cost by saving water and detergent which is essential when cleaning large areas

Nilfisk SC6500 is a highly productive machine for scrubbing and drying of large floor and indoor areas. It offers the best cleaning performance in its class, including the unique Ecoflex-system. Being easy to use for the staff – even for hard cleaning tasks – the SC6500 is ideal for big supermarkets, warehouses, airports, parking areas, food industries and heavy industries.



| TECHNICAL DATA | SC6500 1100C | SC6500 1100D | SC6500 1300C | SC6500 1300D |
|--|-----------------|-----------------|-----------------|-----------------|
| Voltage (V) | 36 | 36 | 36 | 36 |
| Productivity theoretical/actual (m²/h) | 9000/6300 | 9000/6300 | 11700/8190 | 11700/8190 |
| Scrubbing width (mm) | 1000 | 1000 | 1300 | 1300 |
| Solution/recovery tank (l) | 265/265 | 265/265 | 265/265 | 265/265 |
| Brush/pad diameter (mm) | - | 510/508 | - | 430/432 |
| Brush quantity and type | 2 Cylindrical | 2 Disc | 2 Cylindrical | 3 Disc |
| Brush speed (RPM) | 630 | 240 | 630 | 225 |
| Brush pressure (kg) | 38/54/90 | 43/90/145 | 38/54/90 | 43/90/145 |
| Max. speed (km/h) | 9 | 9 | 9 | 9 |
| Length x width x height (mm) | 1870x1210x1480 | 1870x1080x1480 | 1870x1410x1480 | 1870x1330x1480 |
| Gross weight (gvw) (kg) | 1508 | 1460 | 1547 | 1506 |
| FEATURES | | | | |
| Back up warning alarm | • | • | • | • |
| Blades can be used on 4 edges | • | • | • | • |
| Disc deck | | • | | • |
| Cylindrical deck | • | | • | |
| Ecoflex prepared | • | • | • | • |
| Break-away squeegee clips | • | • | • | • |
| Squeegee | • | • | • | • |
| STANDARD EQUIPMENT | | | | |
| SIDE BROOM | 56413056 | | 56413056 | |
| LEFT SIDE BROOM ASSEMBLY | 56413039 | | 56413039 | |
| RIGHT SIDE BROOM ASSEMBLY | 56413040 | | 56413040 | |
| BLADE KIT-DISC LINATEX | | | | 56413770 |
| BLADE KIT-DISC LINATEX 40 | | 56413768 | | |
| SKIRT-BLADE-SIDE-LINATEX | 56413654 | | 56413654 | |
| BLADE KIT-SQGE L INATEX F | 56413762 | 56413762 | | |
| BLADE KIT-LINATEX SQUEEGEE H | | | 56413766 | 56413766 |
| ITEM NO. | 56414023 | 56414022 | 56414025 | 56414024 |



Ensuring you productive and powerful cleaning with green scope

- The widest counter rotating dual cylindrical scrub deck in its class increasing the efficiency.
- Time-saving high volume tanks of 380 litres to enable cleaning of more than 9.200 m² without refill.
- Safe and easy operation with One-Touch™ control panel, front steering system and clear-View™ design providing an excellent view of the floor.
- Environmental friendly for both operator and surroundings with DustGuard™ misting system improving the dust free cleaning.
- Kubota powered engine means superior reliability with gear driven valve train.
- Reduced maintenance costs as there is no downtime due to repair of belts or chains on the engine.
- Ecoflex system guiding the user to a greener and more cost-effective cleaning mode, limiting the use of water and detergent.

SC8000 offers a more productive, powerful, and greener solution for scrubbing and wet sweeping of large areas – carried out in the most resource-saving and cost-effective way.



| TECHNICAL DATA | SC8000 1300 LPG | SC8000 1600 LPG |
|---|-----------------|-----------------|
| Sound pressure level at 1.5 m (dB(A) ISO 3744) | 84 | 84 |
| Productivity theoretical/actual (m ² /h) | 15860/11100 | 19760/13830 |
| Scrubbing width (mm) | 1220 | 1520 |
| Solution/recovery tank (l) | 380/380 | 380/380 |
| Brush/pad diameter (mm) | 280x1220 | 280x1220 |
| Brush quantity and type | 2 Cylindrical | 2 Cylindrical |
| Brush speed (RPM) | 470 | 470 |
| Brush pressure (kg) | 55/110/180 | 55/110/180 |
| Max. speed (km/h) | 13 | 13 |
| Length x width x height (mm) | 2540x1420x1470 | 2540x1670x1470 |
| Squeegee width (mm) | 1520 | 1520 |
| Gross weight (gvw) (kg) | 1730 | 1834 |
| FEATURES | | |
| Tip out recovery tank | • | • |
| Automatic squeegee lift in reverse | • | • |
| Cylindrical deck: 2 brushes | • | • |
| Misting system | • | |
| Dual sweep units | • | • |
| Right scrub unit | | • |
| Squeegee | • | • |
| STANDARD EQUIPMENT | | |
| BROOM POLY SIDE | 56462252 | |
| BACK UP ALARM KIT | 56305519 | 56305519 |
| LEFT SIDE BROOM WITH MISTING K | | 56111670 |
| KIT WARNING BEACON | 56110907 | 56110907 |
| BLADE KIT MAIN SCRUB-LINATEX | 56111206 | 56111206 |
| BLADE KIT-RT SCRUB-LINATEX | | 56111635 |
| BLADE KIT-SQGEE-LINATEX-H | 56111650 | 56111650 |
| BLADE-SQGEE-LINATEX-RR-H | 56413642 | 56413642 |
| ITEM NO. | 56108124 | 56108126 |

Flexibility for every kind of clean

The Advance Advenger® family of rider scrubbers combines versatility, productivity and sustainability all in one efficient platform. With three unique models available—~~ist~~, cylindrical and REV™—you can select the right machine for your daily scrubbing challenges.

For deep scrubbing needs, the Advenger REV can also remove floor finish in a single pass. Advenger rider scrubbers are designed for maximum efficiency with Advance’s EcoFlex™ onboard detergent-dispensing system, which allows users to effectively match scrubbing performance to the average soil content on the floor.

Clean green and still meet the highest expectations for clean floors with the standard, onboard EcoFlex System. The EcoFlex System controls the consumption of water, detergent and energy so effectively that real savings can be gained without compromising performance. Effortlessly switch between water-only cleaning or various cleaning intensities to match cleaning performance to the soil on the floor and the required level of clean. More soil? No problem. Activate the “burst of power” for extra cleaning performance and easily return to the original settings for minimum usage of water, detergent and power.

Designed with the operator in mind, the Advenger family of scrubbers features an open layout to allow easy access to the rider compartment while also providing excellent sight lines to the floor. Tight, yet easily maneuverable, steering enables scrubbing in compact or hard-to-reach areas. For enhanced safety, Advenger scrubbers are NFSI-certified to aid in the prevention of slips and falls.


Attack your daily and deep scrubbing applications with the Advenger REV. Employing a wide 28 inch scrub path and our exclusive patented REV Technology Random Orbital Scrubbing technology, the Advenger REV scrubs deeper and more uniformly to leave a perfectly scrubbed surface with no swirl marks while using far less water and chemicals. When the job calls for a deeper scrub, operators can switch to floor finish removal with a touch of a button. Using only water, the Advenger REV leaves floors ready for restoration in a single pass. Better, more efficient scrubbing with significantly less time and labor.



Picture shown may not represent model quoted

- EcoFlex™ System: Effortlessly switch between water-only cleaning or different cleaning intensities. Reduce chemical usage, labor costs, and environmental impact
- Refillable detergent cartridge conserves cleaning solution while eliminating the need for pre-mixing
- Standard low-flow scrubbing mode conserves water usage by up to 70% while delivering high productivity per tankful
- High traction non-marking urethane tires
- Adjustable steering column easily configures to driver's height

● Standard equipment

| Included accessories | | Ref. no. | Min. required | Advenger x2805 305 sc ph |
|---|----------------------------|----------|---------------|--------------------------|
| Brush Cylindrical | | | | |
|  | BRUSH POLYPROPYLENE 28-RED | 56412046 | 0 | |
| Ecoflex System | | | | |
| | CHEM BOTTLE ASSY-ECOFLEX | 56601545 | 0 | ● |
| Pad Holder | | | | |
| | PAD HOLDER-14 3 LUG | 56505800 | 0 | ● |
| | PAD HOLDER-17 3 LUG | 56505780 | 0 | |



Flexibility for every kind of clean

| | |
|-----------------------------------|---|
| Model | Advenger x2805 305 sc ph |
| Ref. no. | 56601623 |
| PRODUCT FEATURES | |
| Non marking traction wheels | • |
| Adjustable steering | • |
| Built-in squeegee hanger | • |
| Ecoflex installed | |
| Open machine design | • |
| Large recovery tank opening | • |
| REV™ | |
| Low step for easy on/off | • |
| Refillable cartridges | • |
| Technical specifications | Advenger x2805 305 sc ph |
| Power source | 24 VDC |
| Drive motor hp (W) | 1.05 hp (780 W) |
| Max. transport speed mph (km/h) | 3.91 mph (6.3 kph) |
| Sound pressure level (dB(A)) | 63.7 dB A (IEC 60704-1/ISO 11201) |
| Productivity per tankful | 85 mins (Scrubbing); N/A (Floor Finish Removal) |
| Solution tank capacity gal (l) | 28 gal (106 L) |
| Min. aisle turn (cm) | 63 in (160 cm) |
| Recovery tank capacity gal (l) | 29 gal (110 L) |
| Brush motor hp (W) | 0.64 hp (480 W) |
| Brush speed (RPM) | 260 RPM |
| Max. shipping weight | 1,400 lb (635 kg) |
| Gradeability transport % (DEG) | 16% (9 degrees) |
| Vacuum motor | 0.75 hp (560 W) |
| Scrub head type | Disc |
| Max. cleaning speed | 3.12 mph (4.8 kph) |
| Max. coverage per hour @ 3.12 MPH | 39,424 sq ft (3,663 sq m) |
| Scrub pressure - regular scrub | 90 lb (39 kg) |
| Scrub pressure - heavy scrub | 150 lb (65 kg) |
| Scrub pressure - extreme scrub | 220 lb (96 kg) |
| Sealed waterlift | 63 in H2O (15.7 kPa) |
| Max. airflow rate (cfm) | 66 @ 2 in (5 cm) orifice |










Flexibility for every kind of clean

| Technical specifications | Advenger x2805 305 sc ph |
|--|---|
| Body length | 60 in (152 cm) |
| Body height | 51.7 in (131 cm) |
| Body width | 27.5 in (70 cm) |
| Max. width w/o squeegee | 31 in (79 cm) |
| Max. weight w/o batteries | 536 lb (244 kg) |
| Max. weight (full solution tank and largest batteries) | 1,451 lb (658 kg) |
| Cleaning path | 28 in |
| Squeegee width | 32.6 in (83 cm) |
| Max. PSI | 175 PSI (12.3 kg/sq cm); (Full tank and 200 lb rider) |
| Low flow rate | 0.33 gal/min (1.25 L/min) |
| Medium flow rate | 0.66 gal/min (2.50 L/min) |
| High flow rate | 1.0 gal /min (3.79 L/min) |
| Gradeability - Cleaning | 9% (5 degrees) |



● Standard equipment, ○ Supplementary accessories, □ Mountable equipment

| Accessories | | Ref. no. | Min. required | Advenger x2805 305 sc ph |
|---|------------------------------|----------|---------------|--------------------------|
| Battery and Charger | | | | |
| | QUIQ PROGRAMMER KIT | 56315732 | 0 | ○ |
| Deck Blade | | | | |
| | BLADE KIT PU CYL | 56601538 | 0 | ○ |
| | BLADE KIT-LINATEX CYL | 56601681 | 0 | ○ |
| | KIT SIDE SKIRT | 56316194 | 0 | ○ |
| | SKIRT BLADE KIT-GUM | 56383488 | 0 | ○ |
| | SKIRT BLADE KIT-PU | 56383490 | 0 | ○ |
| Accessory Kit | | | | |
| | KIT-SQUEEGEE SPRING ADVENGER | 56382635 | 0 | ○ |
| Squeegee Blade | | | | |
|  | BLADE KIT-SQUEEGEE-GUM 28 | 56382734 | 0 | ○ |
| | BLADE KIT-SQUEEGEE-GUM 34 | 56382738 | 0 | ○ |
|  | BLADE KIT-SQUEEGEE-PU 28 | 56382737 | 0 | ○ |

Flexibility for every kind of clean

| Accessories | | Ref. no. | Min. required | Advenger x2805 305 sc ph |
|---|----------------------------------|------------|------------------|--------------------------------|
| | BLADE KIT-SQUEEGEE-PU 34 | 56382740 | 0 | ○ |
|  | BLADE KIT-SQUEEGEE-RED GUM 28 | 56382735 | 0 | ○ |
| Brush Cylindrical | | | | |
|  | BRUSH 180 GRIT 28-BLUE/GREY | 56412193 | 0 | ○ |
|  | BRUSH HARD NYLON 28-NATURAL | 56412192 | 0 | ○ |
|  | BRUSH POLYPROPYLENE 28-RED | 56412046 | 0 | ○ |
|  | BRUSH SOFT NYLON 28-YELLOW | 56412191 | 0 | ○ |
| Other | | | | |
|  | ARM REST LH & RH | 7-03-04249 | 0 | ○ |
|  | KIT SEAT BELT | 56422162 | 0 | ○ |
|  | KIT VACUUM WAND WITH CADDY | 56601087 | 0 | ○ |
|  | PAD RETAINER | 56505195 | 0 | ○ |
| Pad Holder | | | | |
| | PAD HOLDER-14 3 LUG | 56505800 | 0 | ● |
| | PAD HOLDER-17 3 LUG | 56505780 | 0 | ○ |
| Disc Brush 430 mm | | | | |
| | DISC BRUSH-17 AGLITE 500 Ø430 MM | 56505783 | 0 | ○ |
| | DISC BRUSH-17 DYNAGRIT 3 LUG | 56505782 | 0 | ○ |

Flexibility for every kind of clean

| Accessories | | Ref. no. | Min. required | Advenger x2805 305 sc ph |
|---|-------------------------------|----------|------------------|--------------------------------|
| | DISC BRUSH-17 MAGNAGRIT 3 LUG | 56505781 | 0 | ○ |
| | DISC BRUSH-17 MIDGRIT 3 LUG | 56505787 | 0 | ○ |
|  | DISC BRUSH-17 MIDLITE 3 LUG | 56505788 | 0 | ○ |
|  | DISC BRUSH-17 PROLENE 3 LUG | 56505784 | 0 | ○ |
| | DISC BRUSH-17 PROLITE 3 LUG | 56505785 | 0 | ○ |
| Disc Brush 370 mm | | | | |
| | DISC BRUSH-14 AGLITE 3 LUG | 56505803 | 0 | ○ |
| | DISC BRUSH-14 DYNAGRIT 3 LUG | 56505802 | 0 | ○ |
| | DISC BRUSH-14 MAGNAGRIT 3 LUG | 56505801 | 0 | ○ |
| | DISC BRUSH-14 MIDGRIT 3 LUG | 56505807 | 0 | ○ |
| | DISC BRUSH-14 MIDLITE 3 LUG | 56505808 | 0 | ○ |
| | DISC BRUSH-14 PROLENE 3 LUG | 56505804 | 0 | ○ |
| | DISC BRUSH-14 PROLITE 3 LUG | 56505805 | 0 | ○ |
| | DISC BRUSH-14 UNION MIX 3 LUG | 56505806 | 0 | ○ |
| Light Option | | | | |
| | KIT BEACON | 56601085 | 0 | ○ |
| Squeegee, Blade, Skirt and Splash Guard | | | | |
| | BLADE FRONT 28 | 56601248 | 0 | ○ |
| | BLADE-FRONT-STANDARD-34 | 56601275 | 0 | ○ |
| Battery | | | | |
| | KIT BATTERY WATERING | 56601527 | 0 | ○ |
| Ecoflex System | | | | |
| | CHEM BOTTLE ASSY-ECOFLEX | 56601545 | 0 | ● |

По вопросам продаж и поддержки обращайтесь:

| | | | |
|-----------------------------|---------------------------------|--------------------------------|---------------------------|
| Алматы (7273)495-231 | Казань (843)206-01-48 | Новокузнецк (3843)20-46-81 | Смоленск (4812)29-41-54 |
| Архангельск (8182)63-90-72 | Калининград (4012)72-03-81 | Новосибирск (383)227-86-73 | Сочи (862)225-72-31 |
| Астрахань (8512)99-46-04 | Калуга (4842)92-23-67 | Омск (3812)21-46-40 | Ставрополь (8652)20-65-13 |
| Барнаул (3852)73-04-60 | Кемерово (3842)65-04-62 | Орел (4862)44-53-42 | Сургут (3462)77-98-35 |
| Белгород (4722)40-23-64 | Киров (8332)68-02-04 | Оренбург (3532)37-68-04 | Тверь (4822)63-31-35 |
| Брянск (4832)59-03-52 | Краснодар (861)203-40-90 | Пенза (8412)22-31-16 | Томск (3822)98-41-53 |
| Владивосток (423)249-28-31 | Красноярск (391)204-63-61 | Пермь (342)205-81-47 | Тула (4872)74-02-29 |
| Волгоград (844)278-03-48 | Курск (4712)77-13-04 | Ростов-на-Дону (863)308-18-15 | Тюмень (3452)66-21-18 |
| Вологда (8172)26-41-59 | Липецк (4742)52-20-81 | Рязань (4912)46-61-64 | Ульяновск (8422)24-23-59 |
| Воронеж (473)204-51-73 | Магнитогорск (3519)55-03-13 | Самара (846)206-03-16 | Уфа (347)229-48-12 |
| Екатеринбург (343)384-55-89 | Москва (495)268-04-70 | Санкт-Петербург (812)309-46-40 | Хабаровск (4212)92-98-04 |
| Иваново (4932)77-34-06 | Мурманск (8152)59-64-93 | Саратов (845)249-38-78 | Челябинск (351)202-03-61 |
| Ижевск (3412)26-03-58 | Набережные Челны (8552)20-53-41 | Севастополь (8692)22-31-93 | Череповец (8202)49-02-64 |
| Иркутск (395)279-98-46 | Нижний Новгород (831)429-08-12 | Симферополь (3652)67-13-56 | Ярославль (4852)69-52-93 |
| Россия (495)268-04-70 | Киргизия (996)312-96-26-47 | Казахстан (7172)727-132 | |